

Symbols Glossary for Ethicon, Ethicon Endo-Surgery and Mentor Products










This document contains symbols that may appear on the product packaging or labeling. It provides information on the symbol including the standards title, reference, and description, where available. This document does not contain company created symbols, pictograms, or graphical images.












Please read the full Instructions For Use for detailed information on proper use, indications, contraindications, warnings, precautions and adverse events. This document does not replace the Instructions For Use.










Index

ISO 15223-1 Medical devices — Symbols to be used with medical device labels, labelling and information to be supplied — Part 1: General requirements	3
ISO 7000 Graphical symbols for use on equipment — Index and synopsis	6
IEC 60601-1 Medical electrical equipment Part 1: General requirements for basic safety and essential performance	7
IEC TR 60878 Graphical symbols for electrical equipment in medical practice	7
IEC 60417 Graphical Symbols for Use on Equipment.....	8
IEC 60529 Degrees of protection provided by enclosures (IP Code).....	9
ISO 7010 Graphical symbols – Safety colors and safety signs – Registered safety signs	9
ASTM F2503-13 Standard Practice for Marking Medical Devices and Other Items for Safety in the Magnetic Resonance Environment.....	10
Title 21 Code of Federal Regulations Parts 801.109	10
DIRECTIVE 2012/19/EU OF THE EUROPEAN PARLIAMENT AND OF THE COUNCIL of 4 July 2012 on waste electrical and electronic equipment (WEEE)	11
EN 15986:2011 Symbols for use in the labelling of medical devices — Requirements for labelling of medical devices containing Phthalates	11
Standard of the Electronics Industry of the People’s Republic of China SJ/T 11364-2014.....	12
DIRECTIVE 2006/66/EC OF THE EUROPEAN PARLIAMENT AND OF THE COUNCIL of 6 September 2006 on batteries and accumulators and waste batteries and accumulators and repealing Directive 91/157/EEC	13
ISO 7001 — Graphical symbols -- Public information symbols.....	13










ISO 15223-1 Medical devices — Symbols to be used with medical device labels, labelling and information to be supplied — Part 1: General requirements

Image	Accompanying Text	Reference	Description
	Catalogue Number	5.1.6	Indicates the manufacturer's catalogue number so that the medical device can be identified.
	Batch code	5.1.5	Indicates the manufacturer's batch code so that the batch or lot can be identified.
	Serial Number	5.1.7	Indicates the manufacturer's serial number so that a specific medical device can be identified.
	Caution	5.4.4	Indicates the need for the user to consult the instructions for use for important cautionary information such as warnings and precautions that cannot, for a variety of reasons, be presented on the medical device itself.
	Consult Instructions for Use	5.4.3	Indicates the need for the user to consult the instructions for use.
	Manufacturer	5.1.1	Indicates the medical device manufacturer, as defined in EU Directives 90/385/EEC, 93/42/EEC and 98/79/EC. NOTE 5 The date of manufacture, as well as the name and address of the manufacturer, can be combined in one symbol.
	Date of Manufacture	5.1.3	Indicates the date when the medical device was manufactured.
	Use-by date	5.1.4	Indicates the date after which the medical device is not to be used.
	Do not resterilize	5.2.6	Indicates a medical device that is not to be resterilized.

	Do not re-use	5.4.2	Indicates a medical device that is intended for one use, or for use on a single patient during a single procedure.
	Authorized Representative in the European Community	5.1.2	Indicates the Authorized representative in the European Community.
	Fragile	5.3.1	Indicates a medical device that can be broken or damaged if not handled carefully.
	Humidity limitation	5.3.8	Indicates the range of humidity to which the medical device can be safely exposed.
	Keep away from heat	5.3.2	Indicates a medical device that needs protection from light sources.
	Keep dry	5.3.4	Indicates a medical device that needs to be protected from moisture.
	Sterile	5.2.1	Indicates a medical device that has been subjected to sterilization process.
	Sterilized using aseptic processing techniques	5.2.2	Indicates a medical device that has been manufactured using accepted aseptic techniques.
	Sterilized using ethylene oxide	5.2.3	Indicates a medical device that has been sterilized using ethylene oxide.
	Sterilized using irradiation	5.2.4	Indicates a medical device that has been sterilized using irradiation.
	Sterilized using steam or dry heat	5.2.5	Indicates a medical device that has been sterilized using steam or dry heat.





	Non-sterile	5.2.7	Indicates a medical device that has not been subjected to a sterilization process.
	Lower limit of temperature	5.3.5	Indicates the lower limit of temperature to which the medical device can be safely exposed.
	Upper limit of temperature	5.3.6	Indicates the upper limit of temperature to which the medical device can be safely exposed.
	Temperature limit	5.3.7	Indicates the temperature limits to which the medical device can be safely exposed.
	Do not use if package is damaged	5.2.8	Indicates a medical device that should not be used if the package has been damaged or opened.
	Contains or presence of natural rubber latex	5.4.5	Indicates the presence of natural rubber or dry natural rubber latex as a material of construction within the medical device or the packaging of a medical device.
	Atmospheric pressure limitation	5.3.9	Indicates the range of atmospheric pressure to which the medical device can be safely exposed.
	Non-pyrogenic	5.6.3	Indicates a medical device that is non-pyrogenic.
	Biological risks	5.4.1	Indicates that there are potential biological risks associated with the medical device.

ISO 7000 Graphical symbols for use on equipment – Index and synopsis



Image	Accompanying Text	Reference
	Foot-operated	1853
	Type CF applied part	5335
	Variability, rotational adjustment	1364
	Ready (to operate)	1140
	This way up	0623
	Packaging unit	2794
	Dangerous voltage	5036
	Nominal Dimension	0918
	Open here	3079


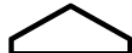



	Mass; weight	1321B
---	--------------	-------

**IEC 60601-1 Medical electrical equipment
Part 1: General requirements for basic safety and essential performance**






Image	Accompanying Text	Reference
	Alarm Low	Table D.1, 2
	Alarm Medium	Table D.1, 2
	Refer to instruction manual/booklet for information related to safety	Table D.1, 11; Table D.2, 8
	Equipotentiality	Annex D, 8








IEC TR 60878 Graphical symbols for electrical equipment in medical practice

Image	Accompanying Text	Reference
	Category AP equipment	5331
	Foot switch	5114

	Non-ionizing electromagnetic radiation	5140
	Adjustment to a maximum	5147
	Adjustment to a minimum	5146
	Fuse	5016
	Storage	5336

IEC 60417 Graphical Symbols for Use on Equipment

Image	Accompanying Text	Reference
	Alternating Current	5032
	Caution, hot surface	5041
	Stand-by or preparatory state for a part of equipment	5266
	Stand-by	5009
	Selection; affirmative acknowledgement; success; ACK	6334A

	Defibrillation-proof type B applied part	5841
	"ON" (power)	5007
	"OFF" (power)	5008
	Type BF applied part	5333
	Telephone	5090
	Date	5662
	Defibrillation-proof type CF applied part	5336

IEC 60529 Degrees of protection provided by enclosures (IP Code)





Image	Accompanying Text	Reference
IPX1	Protection against vertically falling water drops	4.1; Table 2, 3

ISO 7010 Graphical symbols – Safety colors and safety signs – Registered safety signs


Image	Accompanying Text	Reference
	Refer to instruction manual/booklet	M002

	General warning sign	W001
	Warning; Electricity	W012



ASTM F2503-13 Standard Practice for Marking Medical Devices and Other Items for Safety in the Magnetic Resonance Environment

Image	Accompanying Text	Reference
	MR Conditional	Table 2, Figure 6
	MR Safe	Table 2, Figure 3
	MR Safe	Table 2, Figure 4
	MR Unsafe	Table 2, Figure 9



Title 21 Code of Federal Regulations Parts 801.109

Image	Accompanying Text
	Caution: Federal law restricts this device to sale by or on the order of a licensed healthcare practitioner.

DIRECTIVE 2012/19/EU OF THE EUROPEAN PARLIAMENT AND OF THE COUNCIL of 4 July 2012 on waste electrical and electronic equipment (WEEE)





Image	Accompanying Text
	Separate collection
	Separate collection

EN 15986:2011 Symbols for use in the labelling of medical devices — Requirements for labelling of medical devices containing Phthalates

Image	Accompanying Text	Reference
	Contains or presence of phthalate	A.5, Figure A.7
	Contains or presence of phthalate	A.2, Figure A.2

Standard of the Electronics Industry of the People's Republic of China SJ/T 11364-2014



Image Accompanying Text

	<p>Indicates that the Electrical and Electronic Product (EEP) contains toxic and hazardous substances or elements over the defined maximum concentration values. The names and content of the toxic and hazardous substances or elements shall be provided in the Chinese product instruction manual.</p> <p>The number "10" in the symbol refers to the environment-friendly use period; after their environment-friendly use period expires, they shall be put into the recycling system (People's Republic of China symbol for Restriction of Hazardous Substances (RoHS) in electrical and electronic products).</p>
	<p>Indicates that the Electrical and Electronic Product (EEP) contains toxic and hazardous substances or elements over the defined maximum concentration values. The names and content of the toxic and hazardous substances or elements shall be provided in the Chinese product instruction manual.</p> <p>The number "5" in the symbol refers to the environment-friendly use period; after their environment-friendly use period expires, they shall be put into the recycling system (People's Republic of China symbol for Restriction of Hazardous Substances (RoHS) in electrical and electronic products).</p>
	<p>Indicates that the Electrical and Electronic Product (EEP) contains toxic and hazardous substances or elements over the defined maximum concentration values. The names and content of the toxic and hazardous substances or elements shall be provided in the Chinese product instruction manual.</p> <p>The number "50" in the symbol refers to the environment-friendly use period; after their environment-friendly use period expires, they shall be put into the recycling system (People's Republic of China symbol for Restriction of Hazardous Substances (RoHS) in electrical and electronic products).</p>
	<p>Indicates that the Electrical and Electronic Product (EEP) does not contain toxic and hazardous substances or elements above the maximum concentration values, and that it is an environment-friendly product which can be recycled (People's Republic of China symbol for Restriction of Hazardous Substances (RoHS) in electrical and electronic products).</p>

DIRECTIVE 2006/66/EC OF THE EUROPEAN PARLIAMENT AND OF THE COUNCIL of 6 September 2006 on batteries and accumulators and waste batteries and accumulators and repealing Directive 91/157/EEC

Image	Accompanying Text	Reference
	Separate collection	Annex II

ISO 7001 — Graphical symbols -- Public information symbols

Image	Accompanying Text	Reference	Description
	Hospital	PI PF 002	To indicate the location of a hospital.
	Information	PI PF 001	To indicate where information is to be obtained.