

Symbols Glossary for DePuy Synthes, Ethicon, Ethicon Endo-Surgery, NeuWave, Mentor, Torax Medical and Cerenovus*

*For products manufactured by Medos International SARL











This document contains symbols that may appear on the product packaging or labeling. It provides information on the symbol including the standards title, reference, and description, where available. This document does not contain company created symbols, pictograms, or graphical images.













Please read the full Instructions For Use for detailed information on proper use, indications, contraindications, warnings, precautions and adverse events. This document does not replace the Instructions For Use.












Index













ISO 15223-1 Medical devices - Symbols to be used with information to be supplied by the manufacturer- Part 1: General requirements.....	3
ISO 7000 Graphical symbols for use on equipment — Index and synopsis.....	7
IEC 60601-1 Medical electrical equipment Part 1: General requirements for basic safety and essential performance.....	8
IEC TR 60878 Graphical symbols for electrical equipment in medical practice.....	9
IEC 60417 Graphical Symbols for Use on Equipment.....	9
IEC 60529 Degrees of protection provided by enclosures (IP Code).....	11
ISO 7010 Graphical symbols – Safety colors and safety signs – Registered safety signs	11
ASTM F2503-13 Standard Practice for Marking Medical Devices and Other Items for Safety in the Magnetic Resonance Environment.....	12
Title 21 Code of Federal Regulations Parts 801.109.....	12
DIRECTIVE 2012/19/EU OF THE EUROPEAN PARLIAMENT AND OF THE COUNCIL of 4 July 2012 on waste electrical and electronic equipment (WEEE).....	13
EN 15986:2011 Symbols for use in the labelling of medical devices — Requirements for labelling of medical devices containing Phthalates.....	13
Standard of the Electronics Industry of the People’s Republic of China SJ/T 11364-2014.....	13
Standard Practice for Coding Plastic Manufacturers Articles for Resin identification.....	14
ISO 7001 — Graphical symbols -- Public information symbols.....	14
DIRECTIVE 2006/66/EC OF THE EUROPEAN PARLIAMENT AND OF THE COUNCIL of 6 September 2006 on batteries and accumulators and waste batteries and accumulators and repealing Directive 91/157/EEC	14



ISO 15223-1 Medical devices — Symbols to be used with information to be supplied by the manufacturer — Part 1: General requirements

Image	Accompanying Text	Reference	Description
	Manufacturer	5.1.1	Indicates the medical device manufacturer.
	Authorized Representative in the European Community/ European Union	5.1.2	Indicates the authorized representative in the European Community/European Union.
	Date of manufacture	5.1.3	Indicates the date when the medical device was manufactured.
	Use-by date	5.1.4	Indicates the date after which the medical device is not to be used.
	Batch code	5.1.5	Indicates the manufacturer's batch code so that the batch or lot can be identified.
	Catalogue number	5.1.6	Indicates the manufacturer's catalogue number so that the medical device can be identified.
	Serial Number	5.1.7	Indicates the manufacturer's serial number so that a specific medical device can be identified.
	Sterile	5.2.1	Indicates a medical device that has been subjected to a sterilization process.
	Sterilized using aseptic processing techniques	5.2.2	Indicates a medical device that has been manufactured using accepted aseptic techniques.
	Sterilized using ethylene oxide	5.2.3	Indicates a medical device that has been sterilized using ethylene oxide.










	Sterilized using irradiation	5.2.4	Indicates a medical device that has been sterilized using irradiation.
	Sterilized using steam or dry heat	5.2.5	Indicates a medical device that has been sterilized using steam or dry heat.
	Do not resterilize	5.2.6	Indicates a medical device that is not to be resterilized.
	Non-sterile	5.2.7	Indicates a medical device that has not been subjected to a sterilization process.
	Do not use if package is damaged and consult instructions for use	5.2.8	Indicates that a medical device that should not be used if the package has been damaged or opened and that the user should consult the instructions for use for additional information.
	Sterile fluid path	5.2.9	Indicates the presence of a sterile fluid path within the medical device in cases when other parts of the medical device, including the exterior, might not be supplied sterile.
	Sterilized using vaporized hydrogen peroxide	5.2.10	Indicates a medical device that has been sterilized using vaporized hydrogen peroxide.
	Single sterile barrier system	5.2.11	Indicates a single sterile barrier system.
	Double sterile barrier system	5.2.12	Indicates two sterile barrier systems.
	Single sterile barrier system with protective packaging inside	5.2.13	Indicates a single sterile barrier system with protective packaging inside.
	Single sterile barrier system with protective packaging outside	5.2.14	Indicates a single sterile barrier system with protective packaging outside.
	Fragile, handle with care	5.3.1	Indicates a medical device that can be broken or damaged if not handled carefully.





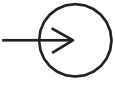
	Keep away from heat or Keep away from sunlight	5.3.2	Indicates a medical device that needs protection from light sources.
	Keep dry	5.3.4	Indicates a medical device that needs to be protected from moisture.
	Lower limit of temperature	5.3.5	Indicates the lower limit of temperature to which the medical device can be safely exposed.
	Upper limit of temperature	5.3.6	Indicates the upper limit of temperature to which the medical device can be safely exposed.
	Temperature limit	5.3.7	Indicates the temperature limits to which the medical device can be safely exposed.
	Humidity limitation	5.3.8	Indicates the range of humidity to which the medical device can be safely exposed.
	Atmospheric pressure limitation	5.3.9	Indicates the range of atmospheric pressure to which the medical device can be safely exposed.
	Biological risks	5.4.1	Indicates that there are potential biological risks associated with the medical device.
	Do not re-use	5.4.2	Indicates a medical device that is intended for one single use only.
	Consult instructions for use or consult electronic instructions for use	5.4.3	Indicates the need for the user to consult the instructions for use.
	Caution	5.4.4	Indicates that caution is necessary when operating the device or control close to where the symbol is placed, or that the current situation needs operator awareness or operator action in order to avoid undesirable consequences.

	Contains or presence of natural rubber latex	5.4.5	Indicates the presence of dry natural rubber or natural rubber latex as a material of construction within the medical device or the packaging of a medical device.
	Contains human blood or plasma derivatives	5.4.6	Indicates a medical device that contains or incorporates human blood or plasma derivatives.
	Contains a medicinal substance	5.4.7	Indicates a medical device that contains or incorporates a medicinal substance.
	Contains biological material of animal origin	5.4.8	Indicates a medical device that contains biological tissue, cells, or their derivatives, of animal origin.
	Contains biological material of human origin	5.4.9	Indicates a medical device that contains biological tissue, cells, or their derivatives, of human origin.
	Contains hazardous substances	5.4.10	Indicates a medical device that contains substances that can be carcinogenic, mutagenic, reprotoxic (CMR), or substances with endocrine disrupting properties.
	Single patient multiple use	5.4.12	Indicates a medical device that may be used multiple times (multiple procedures) on a single patient.
	Non-pyrogenic	5.6.3	Indicates a medical device is non-pyrogenic.
	Patient identification	5.7.3	Indicates the identification data of the patient.
	Patient information website	5.7.4	Indicates a website where a patient can obtain additional information on the medical product.
	Health care centre or doctor	5.7.5	Indicates the address of the health care centre or doctor where medical information about the patient may be found.
	Date	5.7.6	Indicates the date that information was entered or a medical procedure took place.





	Medical device	5.7.7	Indicates the item is a medical device.
	Unique device identifier	5.7.10	Indicates a carrier that contains unique device identifier information.

ISO 7000 Graphical symbols for use on equipment — Index and synopsis








Image	Accompanying Text	Reference
	This way up	0623
	Nominal Dimension	0918
	Ready (to operate)	1140
	Mass; weight	1321B
	Variability, rotational adjustment	1364
	Lock	1656
	Foot-operated	1853
	Packaging unit	2794
	RFID tag, general	3010

	Open here	3079
	Unlock	3305
	“ON”/ “OFF” (push-push)	5010
	Protective earth; protective ground	5019
	Input	5034



**IEC 60601-1 Medical electrical equipment
Part 1: General requirements for basic safety and essential performance**

Image	Accompanying Text	Reference
	Alarm Low	Table D.1, 2
	Alarm Medium	Table D.1, 2
	Refer to instruction manual/booklet for information related to safety	Table D.1, 11 Table D.2, 8
	Equipotentiality	Annex D, 8

IEC TR 60878 Graphical symbols for electrical equipment in medical practice

Image	Accompanying Text	Reference
	Fuse	5016
	Foot switch	5114
	Non-ionizing electromagnetic radiation	5140
	Adjustment to a minimum	5146
	Adjustment to a maximum	5147
	Category AP equipment	5331
	Type CF applied part	5335

IEC 60417 Graphical Symbols for Use on Equipment






Image	Accompanying Text	Reference
	“ON” (power)	5007
	“OFF” (power)	5008

	Stand-by	5009
	Alternating Current	5032
	Dangerous voltage	5036
	Caution, hot surface	5041
	Telephone	5090
	Stand-by or preparatory state for a part of equipment	5266
	Type BF applied part	5333
	Defibrillation-proof type BF applied part	5334
	Defibrillation-proof type CF applied part	5336
	Type B applied part	5840
	Defibrillation-proof type B applied part	5841
	Selection; affirmative acknowledgement; success; ACK	6334A





IEC 60529 Degrees of protection provided by enclosures (IP Code)

Image	Accompanying Text	Reference
IPX1	Protection against vertically falling water drops	4.1; Table 2, 3
IP21	Protection against solid ingress > 12mm gap for entry and Protection against vertically dripping water	4.1; Table 2, 3
IP68	Dust tight and Protection against continuous immersion in water	4.1; Table 2, 3



ISO 7010 Graphical symbols – Safety colors and safety signs – Registered safety signs

Image	Accompanying Text	Reference
	Refer to instruction manual/booklet	M002
	No stepping on surface	P019
	General warning sign	W001
	Warning; Magnetic field	W006
	Warning; Electricity	W012

ASTM F2503-13 Standard Practice for Marking Medical Devices and Other Items for Safety in the Magnetic Resonance Environment

Image	Accompanying Text	Reference
	MR Safe	Table 2, Figure 3
	MR Safe	Table 2, Figure 4
	MR Conditional	Table 2, Figure 6
	MR Unsafe	Table 2, Figure 9

Title 21 Code of Federal Regulations Parts 801.109

Image	Accompanying Text
	Caution: Federal law restricts this device to sale by or on the order of a licensed healthcare practitioner. Or Caution: Federal law restricts this device to sale by or on the order of a physician.
	Caution: Federal law restricts this device to sale by or on the order of a licensed healthcare practitioner. Or Caution: Federal law restricts this device to sale by or on the order of a physician.



DIRECTIVE 2012/19/EU OF THE EUROPEAN PARLIAMENT AND OF THE COUNCIL of 4 July 2012 on waste electrical and electronic equipment (WEEE)

Image Accompanying Text

	Separate collection
---	---------------------



EN 15986:2011 Symbols for use in the labelling of medical devices — Requirements for labelling of medical devices containing Phthalates



Image Accompanying Text Reference

	Contains or presence of phthalate	4.2
	Contains or presence of phthalate	4.2

Standard of the Electronics Industry of the People’s Republic of China SJ/T 11364-2014

Image Accompanying Text


	<p>Indicates that the Electrical and Electronic Product (EEP) contains toxic and hazardous substances or elements over the defined maximum concentration values. The names and content of the toxic and hazardous substances or elements shall be provided in the Chinese product instruction manual.</p> <p>The number “10” in the symbol refers to the environment-friendly use period; after their environment-friendly use period expires, they shall be put into the recycling system (People’s Republic of China symbol for Restriction of Hazardous Substances (RoHS) in electrical and electronic products).</p>
	<p>Indicates that the Electrical and Electronic Product (EEP) contains toxic and hazardous substances or elements over the defined maximum concentration values. The names and content of the toxic and hazardous substances or elements shall be provided in the Chinese product instruction manual.</p> <p>The number “5” in the symbol refers to the environment-friendly use period; after their environment-friendly use period expires, they shall be put into the recycling system (People’s Republic of China symbol for Restriction of Hazardous Substances (RoHS) in electrical and electronic products).</p>

	<p>Indicates that the Electrical and Electronic Product (EEP) contains toxic and hazardous substances or elements over the defined maximum concentration values. The names and content of the toxic and hazardous substances or elements shall be provided in the Chinese product instruction manual.</p> <p>The number “50” in the symbol refers to the environment-friendly use period; after their environment-friendly use period expires, they shall be put into the recycling system (People’s Republic of China symbol for Restriction of Hazardous Substances (RoHS) in electrical and electronic products).</p>
	<p>Indicates that the Electrical and Electronic Product (EEP) does not contain toxic and hazardous substances or elements above the maximum concentration values, and that it is an environment-friendly product which can be recycled (People’s Republic of China symbol for Restriction of Hazardous Substances (RoHS) in electrical and electronic products).</p>



Standard Practice for Coding Plastic Manufacturers Articles for Resin identification

Image	Reference
	ASTM D7611

ISO 7001 — Graphical symbols — Public information symbols

Image	Accompanying Text	Reference	Description
	Information	PI PF 001	To indicate where information is to be obtained.

DIRECTIVE 2006/66/EC OF THE EUROPEAN PARLIAMENT AND OF THE COUNCIL of 6 September 2006 on batteries and accumulators and waste batteries and accumulators and repealing Directive 91/157/EEC

Image	Accompanying Text
	Separate collection
	Separate collection